

Model CBESA Series

Compression

Low Profile Load Cell (50kg ~ 20t)



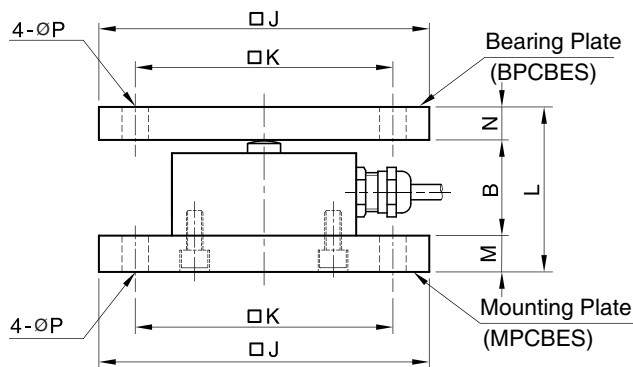
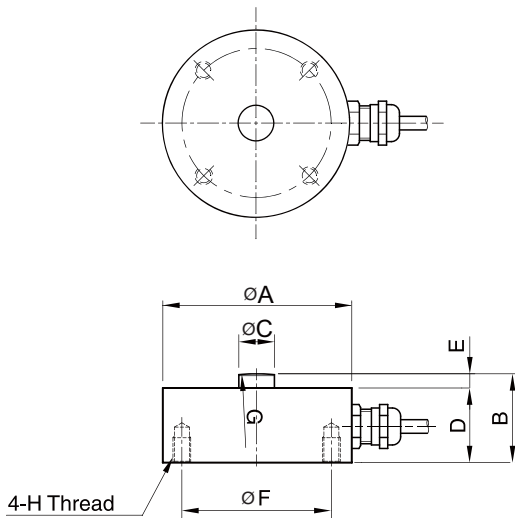
The model CBES miniature type is designed for low profile compression service.

Its compact size makes the cell ideal for a wide range of applications including testing & weighing systems.

- 17-4PH Stainless steel construction.
- Fully welded seal with stainless steel cover for hostile environment applications.
- Compact size with low profile.

SPECIFICATIONS

MODEL	CBESA
Rated capacity (R.C.)	50, 100, 200, 500kg 1, 2, 3, 5, 10, 20t
Rated output(R.O.)	2.0mV/V ± 0.25%
Non-linearity	≤0.1% R.O.
Hysteresis	≤0.05% R.O.
Non-repeatability	≤0.05% R.O.
Creep error	≤0.03% in 20min.
Zero balance	≤1% R.O.
Compensated temperature range	-10 ~ 70°C
Operating temperature range	-20 ~ 80°C
Temp. effect on rated output	≤0.05% LOAD/10°C
Temp. effect on zero balance	≤0.05% R.O./10°C
Terminal input resistance	700 Ohms ± 10 Ohms
Terminal output resistance	700 Ohms ± 10 Ohms
Insulation resistance (Min.)	2000 MOhms at 50V DC
Excitation voltage	3~12V(Recommended), 15V(Max.)
Electrical connection	50kg ~ 2t ø5mmx3m(22AWG x 4Core Shielded) 3t ~ 20t ø7mmx6m(22AWG x 4Core Shielded)
Protection class	meets IP 68
Safe overload	150% R.C
Ultimate overload	300% R.C

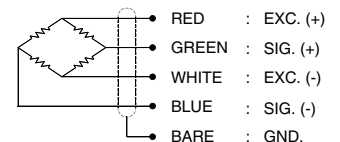


ORDERING INFORMATION

CBESA - 10T

MODEL CBESA	CAPACITY 50, 100, 200, 500kg 1, 2, 3, 5, 10, 20ton
----------------	--

WIRING INFORMATION



Dimension-mm

Capacity	A	B	C	D	E	F	G	H	J	K	L	M	N	P	Bearing Plate	Mounting Plate	Weight(kg)
50kg ~ 2t (490.3N ~ 19.61kN)	52	25	10	21	4	42	R50	M5x0.8P Depth 7	100	78	55	15	15	8	BPCBES-1	MPCBES-1	0.4
3t ~ 10t (29.42kN ~ 98.07kN)	88	45	20	40	5	72	R150	M6x1P Depth 10	160	126	105	30	30	14	BPCBES-2	MPCBES-2	1.9
20t (196.1kN)	108	50	20	45	5	90	R250	M8x1.25P Depth 10	160	126	110	30	30	14	BPCBES-3	MPCBES-3	3.0

* Specifications are subject to change without notice

AUG, 2022