

BONGSHIN[®]



OPERATIONAL MANUAL



BLD-236
LARGE DISPLAY

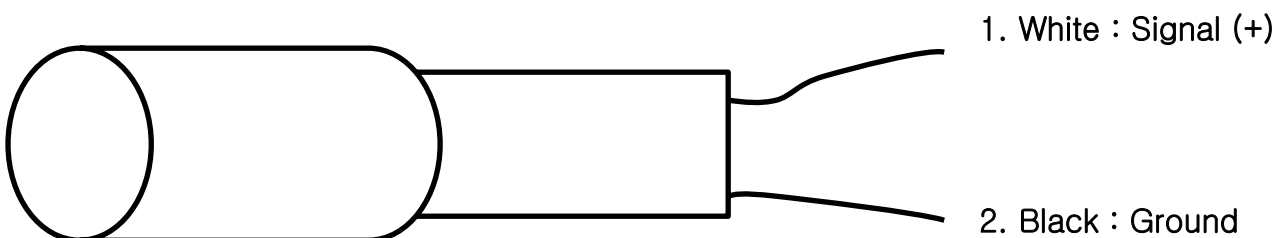
1. Technical Specification

| Model | BLD-236 | BLD-405 |
|----------------------|--|--|
| 1. Display | High brightness 2.3-inch 7-Segment numeric LED display | High brightness 4-inch 7-Segment numeric LED display |
| 2. Digit | 6 Digit | 5 Digit |
| 3. Size of digit | 56.9 mm High | 100 mm High |
| 4. LED color | Red | |
| 5. Interface | RS-232C, RS-422, Current Loop | |
| 6. Operating temp. | Temp. -10 ~ 60℃ | |
| 7. Power supply | AC110/220V, 1PH, 50/60Hz or DC 12 | AC85~260V, 1PH, 50/60Hz or DC 12 |
| 8. Power consumption | Approx. 2VA | Approx. 3VA |

2. Connect to power


After adjusting rear panel 110/220V select connector to power voltage,
Connect to the power and turn the on/off switch on.

3. Signal Connection



4. Connecting method of current loop, RS-422, RS-232C port

After adjusting rear panel select connector to interface method,
Connect to the power and turn the on/off switch on.




: Current Loop (J 4)

J 4



: RS - 422 (J 3)





J 3



: RS - 232C (J 2)

J 2

3) Jumper pin connection

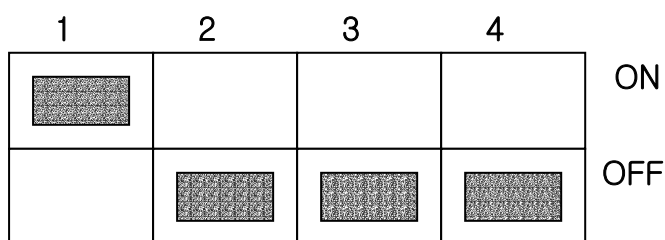
| | |
|---|---|
| |  |
|  |  |
| |  |

: Current Loop (C/L)

: RS - 232C (232C)

: RS - 422 (422)

5. Slid Dip s/w usage



| 스위치 모델 | 1 | 2 | 3 | 4 |
|--------------------|-----|-----|-----|-----|
| BS-300A | OFF | OFF | OFF | OFF |
| BS-4200A | OFF | OFF | OFF | ON |
| BS-5200 | OFF | OFF | ON | OFF |
| BS-7100 | OFF | OFF | ON | ON |
| BS-7200 | OFF | ON | OFF | OFF |
| BS-7300 | OFF | ON | OFF | ON |
| BS-8300 | OFF | ON | ON | OFF |
| AND (AD-4321) | ON | OFF | OFF | OFF |
| CAS (CI-5010A) | ON | OFF | OFF | ON |
| SEWHA (SI-3000) | ON | OFF | ON | OFF |
| FINE (FS-1010) | ON | OFF | ON | ON |
| Crane scale | OFF | ON | ON | ON |

※ Connector to the interface and turn the on/off switch on.